






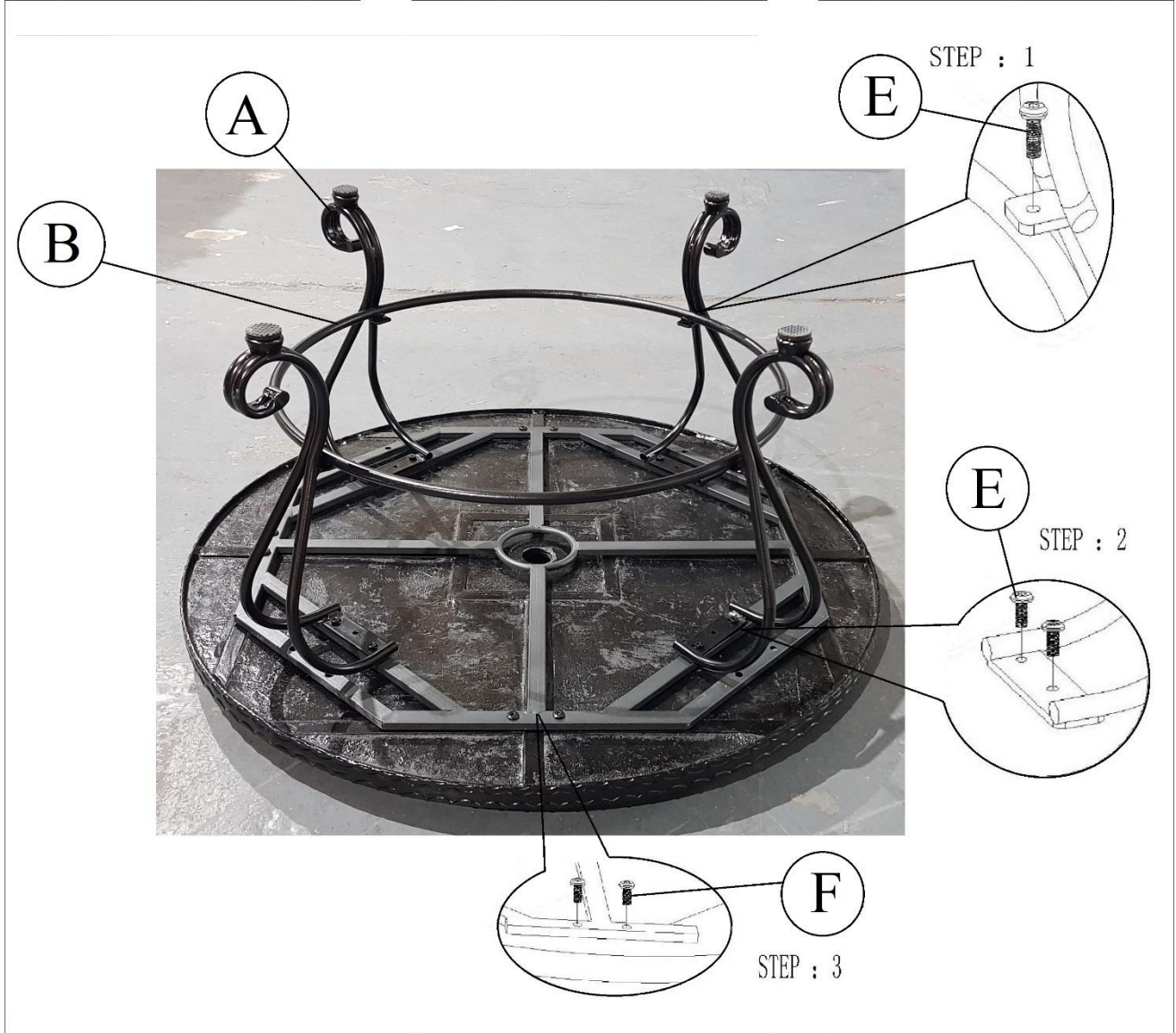


EXCLUSIVE GARDEN
ROUND COFFEE TABLE

Europa Leisure

Assembly Instructions

Ref	Description	Picture	Qty	Ref	Description	Picture	Qty	Ref	Description	Picture	Qty
A	Table Leg		4	D	Tray		1	G	Hex Wrench (4MM)		1
B	Table Frame Ring		1	E	Head Bolt (M6*12)		12	H			
C	Table Top		1	F	Head Bolt (M6*20)		8	I			



PLEASE ASSEMBLE ON A SOFT SURFACE TO AVOID DAMAGING TABLETOP

Step 1: Assemble ring to legs. Step 2: Attach leg assembly to tray. Step 3: Bolt frame to tabletop, tighten all bolts once whole table is assembled.

PROTECT TABLETOP FROM FROST, for full care instructions visit

www.europaleisure.co.uk

In the event of difficulty, please call Consumer Services on 01722 742763