





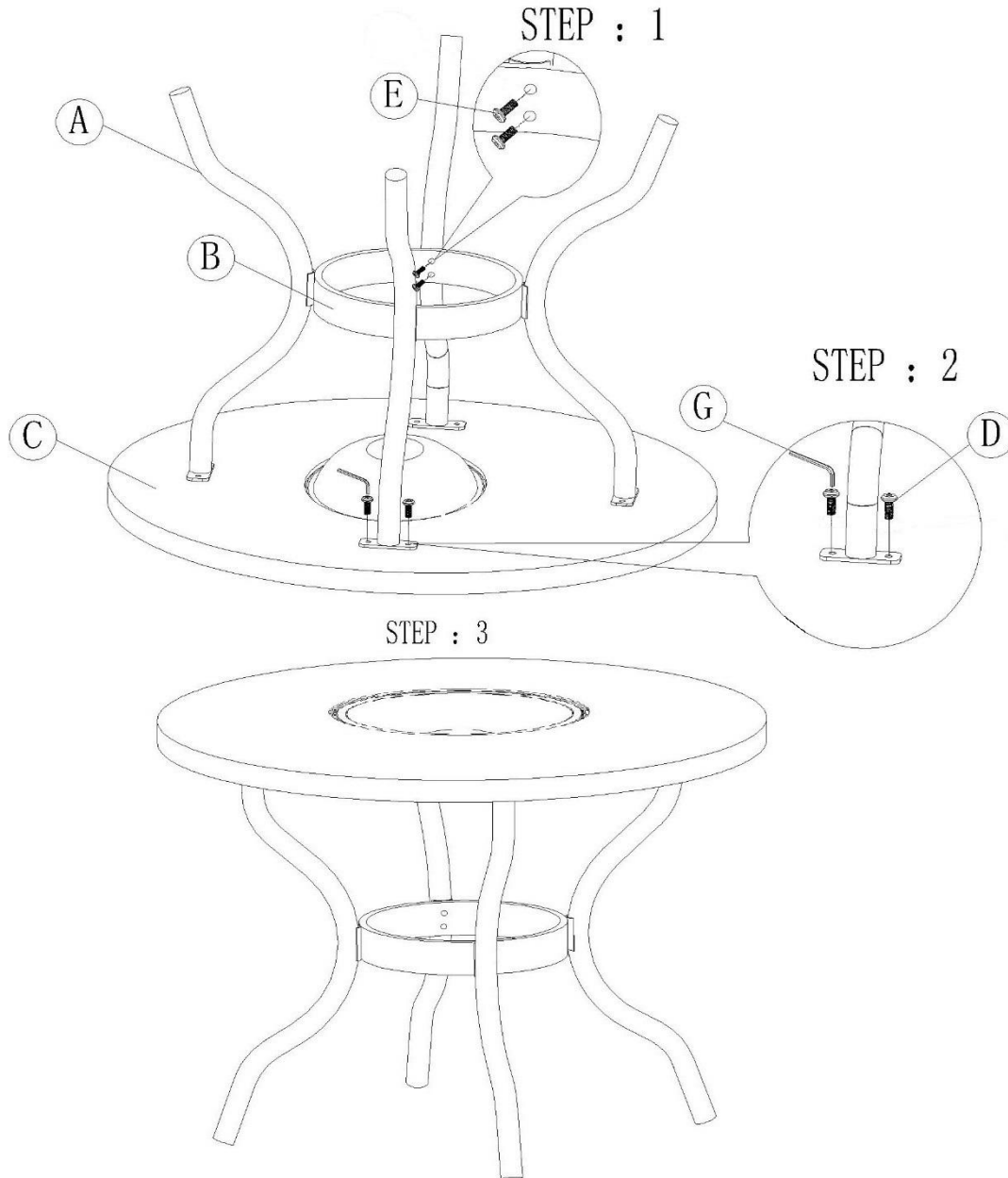


Assembly Instructions

Ref	Description	Picture	Qty
A	Table Leg		4
B	Table Frame Ring		1
C	Table Top		1

Ref	Description	Picture	Qty
D	Head Bolt (M6*16)		8
E	Head Bolt (M6*30)		8
F	Hex Wrench (4MM)		1



PLEASE ASSEMBLE ON A SOFT SURFACE TO AVOID DAMAGING TABLETOP

Step 1: Assemble table frame loosely. Step 2: Attach frame to table top using the outer fixing plates, loosely to begin and tighten all bolts once whole table is assembled.

PROTECT TABLETOP FROM FROST, for full care instructions visit www.europaleisure.co.uk

In the event of difficulty, please call Consumer Services on 01722 742763