






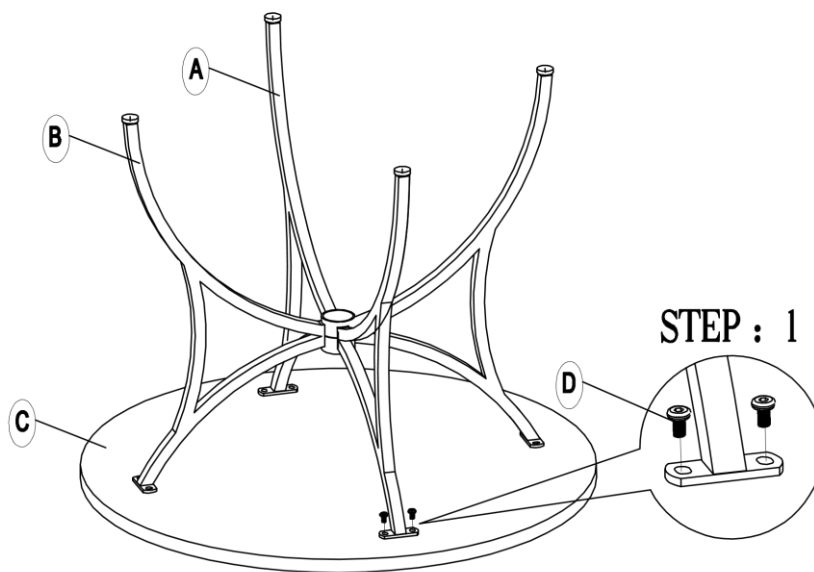
Europa Leisure

ASSEMBLY INSTRUCTIONS FOR

GRANADA - FM/129 : MONTILLA - FM/127 : RICHMOND - FC/349 : VILLENA - FM/165

Assembly Instructions

Ref	Description	Picture	Qty	Ref	Description	Picture	Qty	Ref	Description	Picture	Qty
A	Table Leg A		1	D	Head Bolt (M6*14)		8	G			
B	Table Leg B		1	E	Hex Wrench (4MM)		1	H			
C	Top		1	F				I			



Do not tighten any of the bolts until the table is completely assembled

PLEASE ASSEMBLE ON A SOFT SURFACE TO AVOID DAMAGING TABLE TOP.

In event of difficulty, please call Consumer Services on 01722 742763

Email: info@europaleisure.co.uk